

FREE DOWNLOAD



 **STARTER**

 **JUNIOR**

 **EXPERT**

 **MASTER**

GAME RULES

- 1** Select a challenge and place the blocks next to the car's chassis.
- 2** Use the 4 blocks to build a car that matches the colors shown in the challenge. White squares in a challenge indicate the colors that are not revealed. Use deduction skills to figure out what colors should be placed!
 - Starter challenges show a complete side view.
 - Junior challenges show an incomplete side view.
 - Expert challenges show an incomplete front, side and top view.
 - Master challenges show an incomplete front and rear view.
- 3** There is only 1 solution, shown in the challenge booklet.

1




2



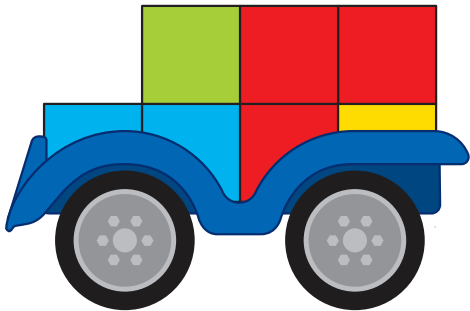
3



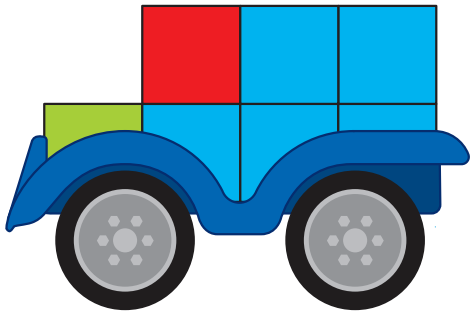


STARTER 1



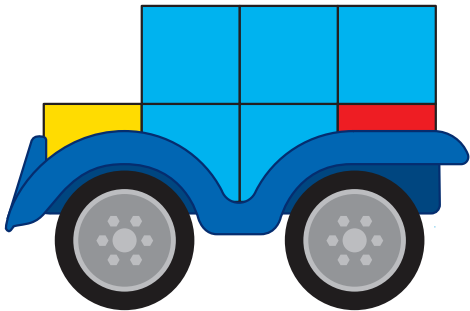


STARTER 2

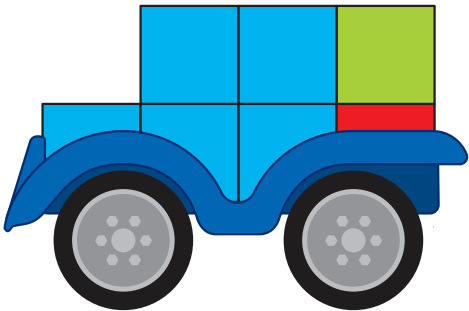


STARTER 3






STARTER 4




STARTER 5






STARTER 6

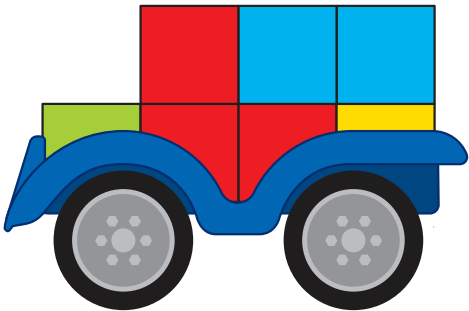


STARTER 7






STARTER 8

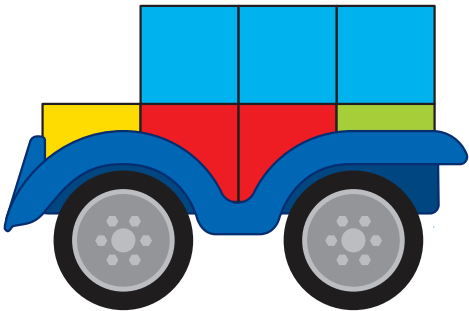


STARTER 9



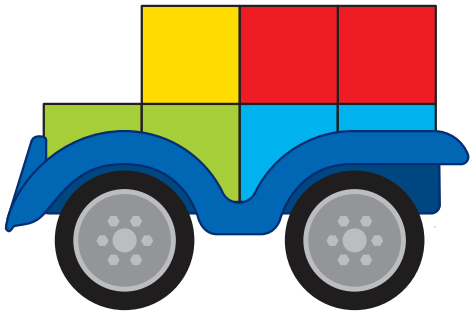


STARTER 10

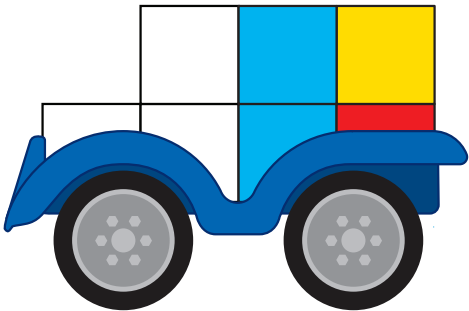


STARTER 11



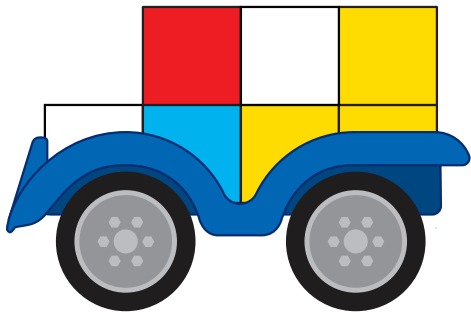


STARTER 12




JUNIOR 13



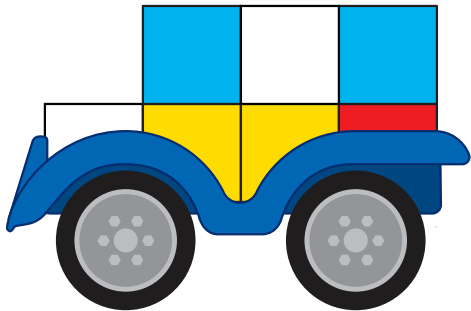


JUNIOR 14

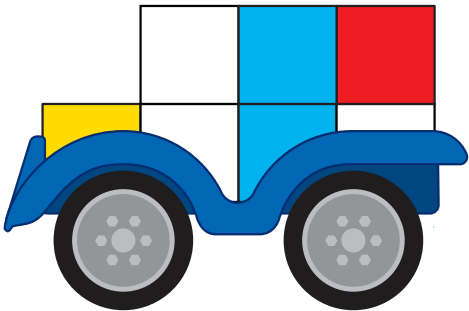


JUNIOR 15



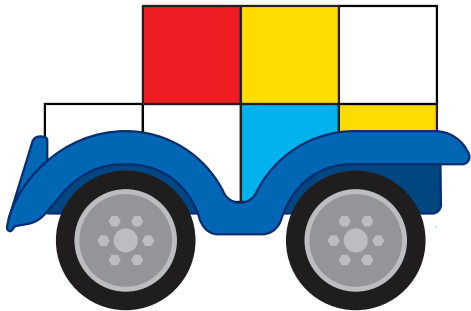


JUNIOR 16

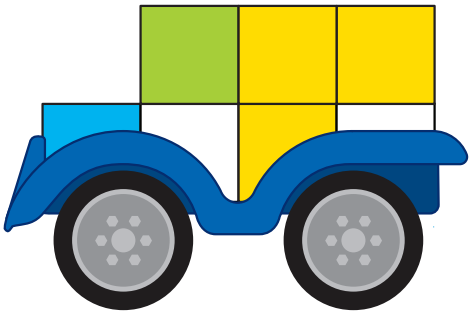


JUNIOR 17



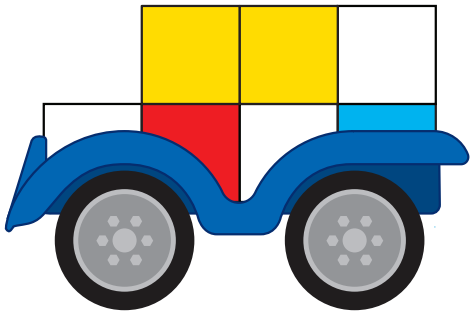


JUNIOR 18




JUNIOR 19






JUNIOR 20

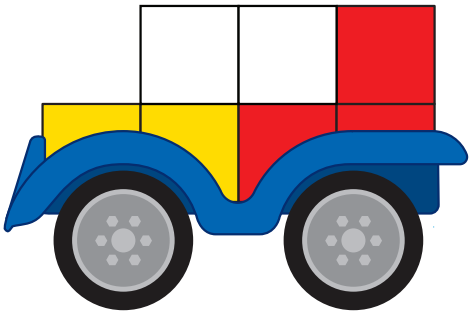


JUNIOR 21



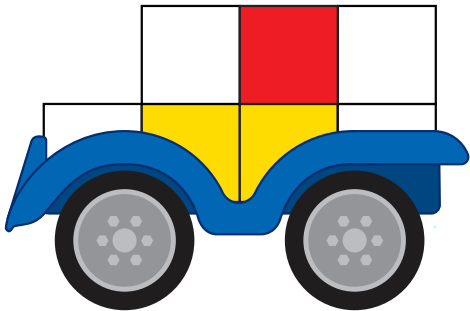


JUNIOR 22

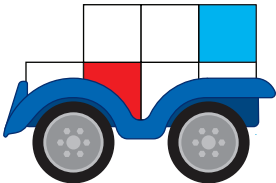
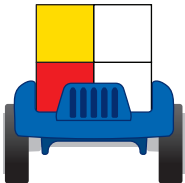
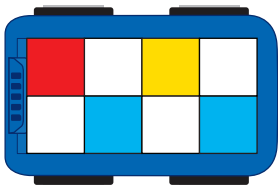


JUNIOR 23





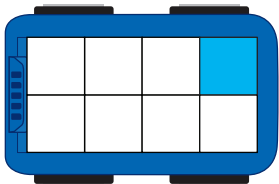


JUNIOR 24

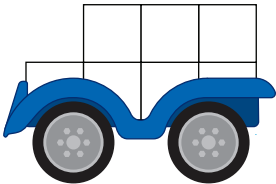
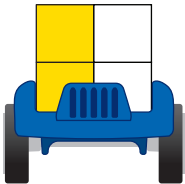
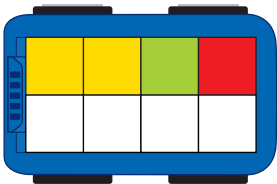


EXPERT 25



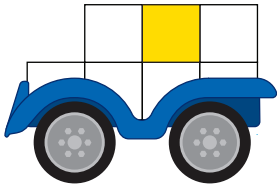
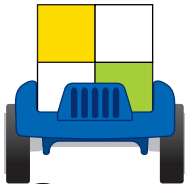
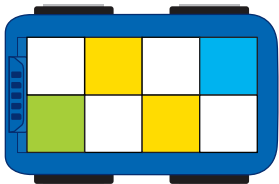


EXPERT 26



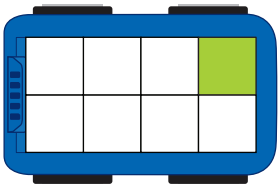


EXPERT 27



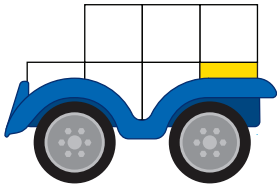

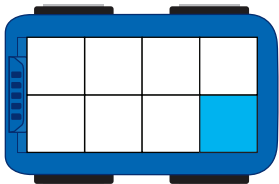


EXPERT 28

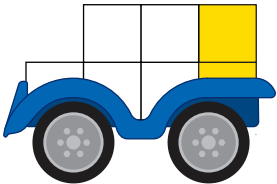

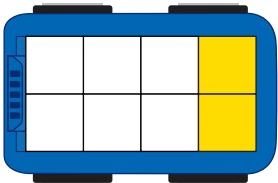


EXPERT 29



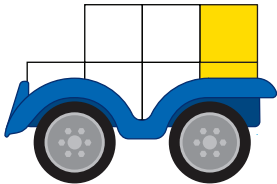

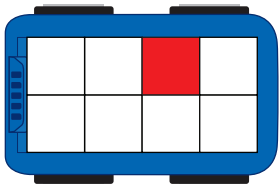


EXPERT 30



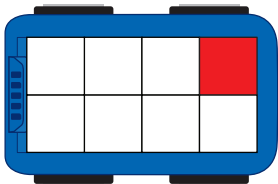


EXPERT 31



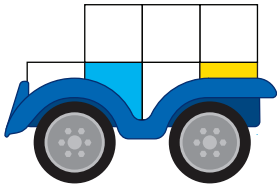
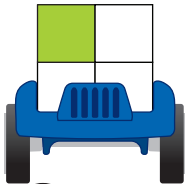
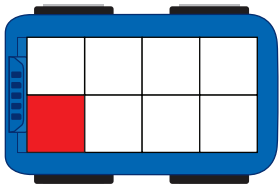


EXPERT 32

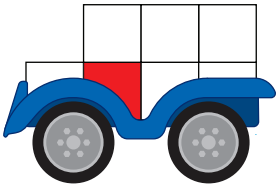

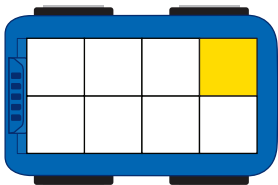


EXPERT 33



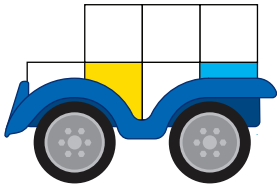

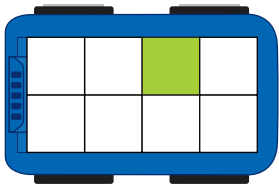


EXPERT 34





EXPERT 35



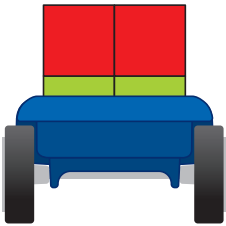



EXPERT 36

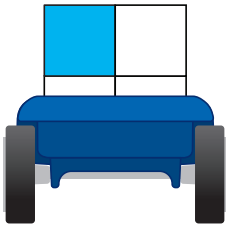
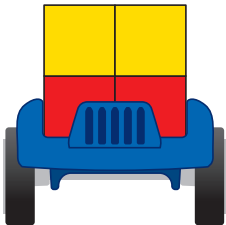


MASTER 37




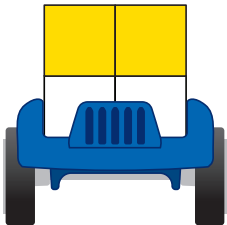


MASTER 38





MASTER 39




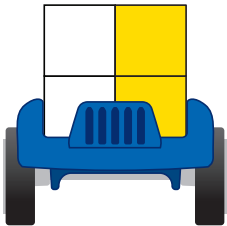


MASTER 40

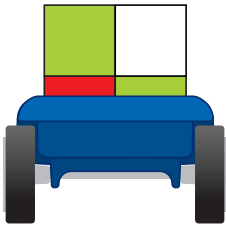
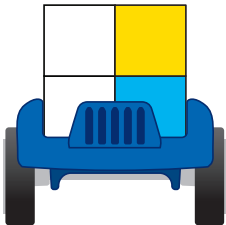


MASTER 41



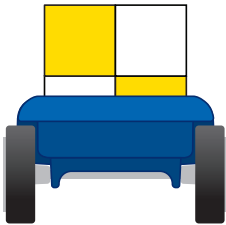
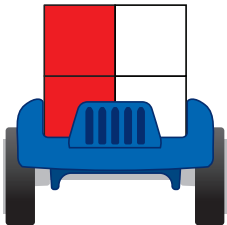


MASTER 42





MASTER 43







MASTER 44


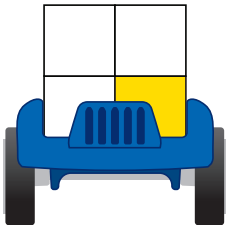


MASTER 45



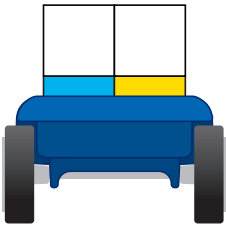



MASTER 46



MASTER 47





MASTER 48



SOLUTIONS

1



2



3




4



SOLUTIONS

5



6



7



8



SOLUTIONS

9



10




11



12



13



14



15



16



SOLUTIONS

17



18



19



20



21



22



23



24



SOLUTIONS

25



26



27



28



29



30



31



32



SOLUTIONS

33



34



35



36



37



38



39



40



SOLUTIONS

41



42



43



44



45



46

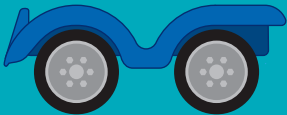


47




48






SG501-A



SG501-B



SG501-C



SG501-D



SG501-E





©2018 Concept, game design & artwork:
SMART - Belgium. All rights reserved.

Designer: Raf Peeters

Original product name:

Smartcar mini

Neerveld 14, B-2550 Kontich, Belgium

info@smart.be www.SmartGames.eu

dd 20190327B

Made in China

